

182R CHECKLIST

(Revised on 9.27.2024)

PREFLIGHT - Cabin

1. Documents ARROW
2. Flight Plan & Charts AVAILABLE
3. Aircraft Wt & Balance CHECK
4. Hobbs & Tach ... NOTE IN CLIPBOARD
5. Control Wheel Lock REMOVE
6. Ignition OFF
7. Avionics Master OFF
8. Master (ALT & BAT) ON
9. Lights & Pitot Heat CHECK / OFF
10. Stall Warning CHECK
11. Fuel Quantity (L & R) CHECK
12. Flaps EXTEND 10°
13. Master (ALT & BAT) OFF
14. Circuit Breakers CHECK IN
15. Fire Extinguisher CHECK
16. Fuel Selector BOTH

PREFLIGHT - Empennage

1. Baggage Door OPEN (LEAVE KEY)
2. Tail Tiedown REMOVE
3. Rear Control Surfaces CHECK
4. Antennas CHECK

PREFLIGHT - Right Wing

1. Right Flap & Aileron CHECK
2. Right Wing General Condition .. CHECK
3. Right Wing Tiedown REMOVE
4. Right Main Wheel & Tire CHECK
5. Right Main Brake Condition CHECK
6. Right Wheel Chocks REMOVE
7. Right Wing Fuel Sumps DRAIN
8. Right Fuel Qty & Cap CHECK

PREFLIGHT - Left Wing

1. Left Fuel Quantity & Cap CHECK
2. Fuel Tank Vent Opening CHECK
3. Stall Warning Opening CHECK
4. Pitot Tube Cover REMOVE
5. Left Wing General Condition CHECK
6. Left Aileron & Flap CHECK
7. Left Wing Tiedown REMOVE
8. Left Main Wheel & Tire CHECK
9. Left Main Brake Condition CHECK
10. Left Wheel Chocks REMOVE
11. Left Wing Fuel Sumps DRAIN
12. Baggage Door CLOSED & LOCKED
13. Move a/c to check tires CHECK

PREFLIGHT - Nose Area

1. Static Source (both sides).....CHECK

2. Engine Oil CHECK (9 qts min)
3. Nosewheel Tire & Strut CHECK
4. Carburetor Air Filter.....CHECK
5. Propeller & Spinner CHECK
6. Strainer Drain Knob.....PULL

BEFORE ENGINE START

1. Preflight InspectionCOMPLETE

2. PASSENGER BRIEFING

- a. Seatbelts/Shoulder Harnesses
- b. Air Conditioning/Heat
- c. Fire Extinguisher/Other
- d. Emergency Exits
- e. Traffic/Talking
- f. Your questions?

3. Seats & Seatbelts ...CHECK & ADJUST
4. Fuel Selector Valve.....BOTH
5. Avionics Master OFF
6. Cowl Flaps OPEN
7. Circuit Breakers.....CHECK IN

ENGINE START

1. Mixture RICH
2. Propeller.....HIGH RPM
3. Carburetor Heat.....OFF
4. Throttle ½" OPEN
5. Prime.....AS REQUIRED
6. Master Switch.....ON
7. Propeller Area.....CLEAR
8. Ignition Switch START
9. Throttle 1000 RPM
10. Oil Pressure CHECK
11. MixtureSET FOR TAXI
12. Voltmeter 28V ± 0.5V

BEFORE TAXI

1. Avionics Master ON & SET
2. FlapsRETRACT
3. ATIS/ASOS/AWOS.....OBTAIN
4. Altimeter SET
5. LightsAS REQUIRED
6. Taxi AreaCLEAR
7. BrakesTEST IMMEDIATELY
8. Taxi ClearanceOBTAIN

TAXI INSTRUMENT CHECK

1. Mag Compass fluid, rotates freely
2. Attitude Indicator CHECK and SET
3. Airspeed ZERO
4. Turn Coordinator CHECK
5. Heading Indicator SET to compass
6. VSI NOTE LEVEL
7. Marker Beacon ON and TEST
8. Alternate Static Source CHECK

RUN UP

1. Doors/Windows....CLOSED & LOCKED
2. Brakes SET

3. Fuel Selector.....BOTH
4. Elevator/Rudder TrimSET
5. Throttle.....1700 RPM
6. Mixture.....SET FOR ALTITUDE
7. Magnetos.....CHECK
(150 max drop, 50 max difference)

8. Propeller.....CYCLE
9. Carb Heat.....CHECK
10. Engine Instruments/Ammeter...CHECK
11. Suction.....CHECK
12. Throttle.....CHECK IDLE
13. Throttle.....1000 RPM or less
14. Throttle FrictionSET
15. Flight Controls...FREE AND CORRECT

PRE-TAKEOFF

1. Autopilot.....OFF
2. LightsAS REQUIRED
3. Transponder.....CHECK SQUAWK
4. Parking Brake.....RELEASE
5. Takeoff Clearance.....OBTAINED

TAKEOFF

1. Flaps 0°- 20°
2. Carb Heat.....OFF
3. Power.....FULL THROTTLE/2400 RPM
4. Elevator.....LIFT NOSE AT 50 KIAS
5. Climb speed70 KIAS 20° FLAPS
80 KIAS NO FLAPS
6. Flaps.....RETRACT(>=70 KIAS)

SHORT FIELD TAKEOFF

1. Wing Flaps20°
2. Carb Heat.....OFF
3. Brakes.....APPLY
4. Power.....FULL THROTTLE/2400 RPM
5. Brakes.....RELEASE
6. Elevator.....LIFT NOSE AT 50 KIAS
7. Climb Speed.....59 KIAS
(until obstacle cleared)
8. Wing Flaps.....RETRACT(>=70 KIAS)
(above obstacle)

NORMAL CLIMB

1. Airspeed.....85-95 KIAS
2. Power23" Hg and 2400 RPM
3. Fuel Selector.....BOTH
4. Mixture.....ADJUST FOR ALTITUDE
5. Cowl Flaps.....OPEN (as required)

MAX PERFORMANCE CLIMB

1. Airspeed.....78 KIAS
2. Power.....Full Throttle and 2400 RPM
3. Mixture.....ADJUST FOR ALTITUDE
4. Cowl Flaps.....FULL OPEN

CRUISE

1. Power....15-23" Hg and 2100-2400 RPM
2. Trim.....ADJUST

3. Mixture.....LEAN
4. Cowl Flaps.....CLOSED

DESCENT

1. Fuel Selector.....BOTH
2. Power.....AS DESIRED
3. Carb Heat.....AS REQUIRED
4. Mixture.....ENRICHEN (as required)
5. Cowl Flaps.....CLOSED
6. Wing Flaps.....AS DESIRED

BEFORE LANDING

1. Seat Belts.....ADJUST & LOCK
2. Fuel Selector.....BOTH
3. Mixture.....ENRICHEN (as required)
4. Carb Heat.....AS REQUIRED
5. Propeller.....HIGH RPM
6. Autopilot.....OFF

NORMAL LANDING

1. Airspeed.....70-80 KIAS (flaps up)
2. Wing Flaps.....AS DESIRED
3. Airspeed.....60-70 KIAS (flaps down)
4. Trim.....ADJUST
5. Touchdown.....MAIN WHEELS FIRST
6. Landing Roll.....LOWER NOSE GENTLY
7. Braking.....MINIMUM REQUIRED

BALKED LANDING

1. Power.....FULL and 2400 RPM
2. Carb Heat.....OFF
3. Flaps.....RETRACT to 20°
4. Climb Speed.....55 KIAS
5. Flaps.....RETRACT slowly after 70 KIAS
6. Cowl Flaps.....OPEN

AFTER LANDING

1. Flaps.....RETRACT
2. Carb HeatOFF
3. Cowl Flaps.....OPEN
4. Avionics/ClearanceAS REQUIRED
5. Lights.....AS REQUIRED

SECURING AIRCRAFT

1. Parking Brake.....SET
2. Avionics Switch.....OFF
3. Throttle.....IDLE
4. Mixture.....IDLE CUT-OFF
5. Ignition Switch.....OFF
6. Master Switch.....OFF
7. Control Lock INSTALL
8. Wheels CHOCK
9. Tiedowns SECURE
10. Fuel Selector LEFT or RIGHT
11. Hobbs & Tach Times RECORD
12. Pitot Tube Cover INSTALL
13. Flight Plan CLOSE
14. Sunscreen INSTALL

PATTERN WORK

Downwind 90 KIAS MAX
Abeam Numbers 80 KIAS / FLAPS 10°
Base Leg 70 KIAS / FLAPS 20°
Final Leg...60-70 KIAS/FLAPS AS DESIRED

C-GUMPS

Cowl Flaps.....CLOSED
Carb Heat.....ON
Gas (Fuel Selector)..... BOTH
Undercarriage DOWN AND LOCKED
Mixture SET
Propeller.....2450 RPM
Switches.....CHECK

FLOODED START

Mixture Control.....FULL LEAN
Throttle.....FULL OPEN
Ignition Switch.....START
(Repeat procedure w/out additional priming)

SPEEDS

Vy.....75-81 KIAS
Vx.....59-66 KIAS
Va.....3100 lbs 111 KIAS
.....2600 lbs 102 KIAS
.....2000 lbs 88 KAS
Normal Approach 40° Flaps.....60-70 KIAS
Best Glide.....70 KIAS

LOCAL FREQUENCIES

ATIS.....118.55 MHz
Ground.....121.7 MHz
Tower.....118.1 MHz
Practice Area.....122.75 MHz
Flight Service.....122.6 MHz
Denver Center.....134.5 MHz
Denver Approach/Departure.....119.7 MHz

OFFICE # 970.254.0444

IF YOU ARE UNABLE TO RETURN TO GRAND JUNCTION WHEN EXPECTED/A LANDING IS REQUIRED AT ANOTHER AIRPORT DUE TO MECHANICAL ISSUES OR WEATHER, PLEASE CLOSE YOUR FLIGHT PLAN, THEN CALL YOUR INSTRUCTOR OR THE SCHOOL OFFICE/CHIEF FLIGHT INSTRUCTOR AS SOON AS PRACTICAL.

ENGINE FAILURE DURING TAKEOFF

1. Throttle.....IDLE
2. Brakes.....APPLY
3. Flaps.....RETRACT
4. Mixture.....IDLE CUTOFF
5. Ignition Switch.....OFF

EMERGENCY LANDING IMMEDIATELY AFTER TAKEOFF

1. Airspeed.....70 KIAS (flaps up)
65 KIAS (flaps down)
2. Mixture.....IDLE CUT-OFF
3. Fuel Selector Valve.....OFF
4. Ignition Switch.....OFF
5. Wing Flaps.....AS REQUIRED
6. Master Switch.....OFF

ENGINE FAILURE DURING FLIGHT

1. Airspeed70 KIAS
2. Carb Heat.....ON
3. Fuel Selector.....BOTH
4. Mixture.....RICH
5. Ignition Switch.....BOTH
6. Primer.....IN & LOCKED

EMERGENCY LANDING WITHOUT ENGINE POWER

1. Airspeed.....70 KIAS (flaps up)
65 KIAS (flaps down)
2. Mixture.....IDLE CUT-OFF
3. Fuel Selector Valve.....OFF
4. Ignition Switch.....OFF
5. Wing Flaps.....AS REQUIRED
6. Master Switch.....OFF
7. Doors...UNLATCH BEFORE TOUCHDOWN
8. Touchdown.....SLIGHTLY TAIL LOW
9. Brakes.....APPLY HEAVILY

EMERGENCY LANDING WITH ENGINE POWER

1. Flaps.....20 DEGREES
2. Airspeed.....65 KTS
3. Select Field.....FLY OVER
(Note terrain, obstructions, then retreat flaps upon reaching a safe altitude and airspeed)
4. Radio/Elec. Switches.....OFF
5. Wing Flaps.....40 DEGREES
6. Airspeed.....65 KTS
7. Master Switch.....OFF
8. Doors...UNLATCH BEFORE TOUCHDOWN
9. Touchdown.....SLIGHTLY TAIL LOW
10. Ignition Switch.....OFF
11. Brakes.....APPLY HEAVILY

FIRES DURING START ON GROUND

1. Cranking.....CONTINUE
(IF ENGINE STARTS)
2. Power.....1700 RPM for a few minutes
3. Engine.....SHUTDOWN inspect
(IF ENGINE FAILS TO START)
4. Throttle.....FULL OPEN
5. Mixture.....IDLE CUT-OFF
6. Cranking.....CONTINUE
7. Fire Extinguisher.....OBTAIN
8. Engine.....SECURE
9. Master Switch.....OFF
10. Ignition Switch.....OFF
11. Fuel Selector.....OFF
12. Fire.....EXTINGUISH
13. Fire Damage.....INSPECT

ENGINE FIRE IN FLIGHT

1. Airspeed.....>100 KIAS
2. Mixture.....IDLE CUTOFF
3. Fuel Selector.....OFF
4. Master Switch.....OFF
5. Cabin Heat and Air.....OFF
6. Forced Landing.....EXECUTE

ELECTRICAL FIRE IN FLIGHT

1. Master Switch.....OFF
2. Avionics Switch.....OFF
3. All Other Switches(not ignition).....OFF
4. Vents/CabinAir/Heat.....CLOSED
5. Fire Extinguisher.....ACTIVATE

(Ventilate cabin after discharge)

CABIN FIRE

1. Master Switch.....OFF
2. Vents/CabinAir/Heat.....CLOSED
3. Fire Extinguisher.....ACTIVATE
(Ventilate cabin after discharge)
4. Land.....AS SOON AS POSSIBLE

WING FIRE

1. Slip with impacted wing behind
2. Navigation Switch.....OFF
3. Strobe Light Switch.....OFF
4. Pitot Heat Switch.....OFF

ICING

1. Pitot Heat Switch.....ON
2. Turnback or change altitude
3. Cabin Heat/Defrost.....ON
4. Increase engine speed
5. Leave wing flaps retracted
6. Approach at 80 to 90 KIAS

OVER-VOLTAGE LIGHT

1. Master Switch.....OFF (both)
2. Master Switch.....ON (both)
3. Over-Voltage Light.....VERIFY OFF
4. If Over-Voltage Light comes back on,
TERMINATE flight as soon as possible







AMMETER SHOWS DISCHARGE

1. Alternator.....OFF
2. Nonessential Elec. Equipment.....OFF
3. TERMINATE flight as soon as possible

SECURING

1. Mixture.....IDLE CUT OFF
2. Fuel Shutoff Valve.....CLOSED
3. Ignition Switch.....OFF
4. Flaps.....AS REQUIRED
5. GEN/BAT Switch.....OFF

AIRCRAFT LIGHT GUN SIGNALS

COLOR & TYPE	GROUND	AIR
STEADY GREEN 	Cleared for takeoff	Cleared to land
FLASHING GREEN 	Cleared for taxi	Return for landing (to be followed by steady green)
STEADY RED 	STOP!	Give way to other aircraft and continue circling
FLASHING RED 	Taxi clear of runway in use	Airport unsafe, do not land
FLASHING WHITE 	Return to starting point on airport	N/A
ALTERNATING RED/GREEN 	Exercise extreme caution	

EMERGENCY SQUAWKS

HIJACK.....7500
LOST COMMS.....7600
EMERGENCY.....7700

